

Scaled data based on original data using
LM-79-08 Approved Method: Electrical and Photometric Measurements of Solid-
State Lighting Products

Test Report Prepared for
Cooper Lighting Solutions
(formerly Eaton)

Brand: McGRAW-EDISON

Report Number: P594262

Luminaire Tested: **ISC-PA1D-830-U-5WQ**

Issue Date: 3/22/2022

Test Information

Test Method: LM-79-08
Report Number: P594262
TEST IS SCALED FROM IESNA LM-79-08 TEST DATA (G1-2201-510-14)
Test Lab: INNOVATION CENTER
Issue Date: 3/22/2022
Manufacturer: COOPER LIGHTING SOLUTIONS (FORMERLY EATON)
Product Line: McGRAW-EDISON
Catalog Number: ISC-PA1D-830-U-5WQ
Description: IMPACT ELITE LED CYLINDER LUMINAIRE
(1) 80 CRI, 3000K, 800mA LIGHT ENGINE WITH 24 LEDS AND TYPE V WIDE OPTICS
Light Source: -
Ballast/Driver: ELECTRONIC DRIVER

Summary

Lumens per Lamp: N/A
Luminaire Lumens: 6873 lumens
Efficiency: N/A
Efficacy: 109.1 lumens/watt
Luminous Opening: Rectangular (W 0.75' x L: 0.5' x H: 0')
IES Classification: Type V - Medium
BUG Rating: B3 - U0 - G2

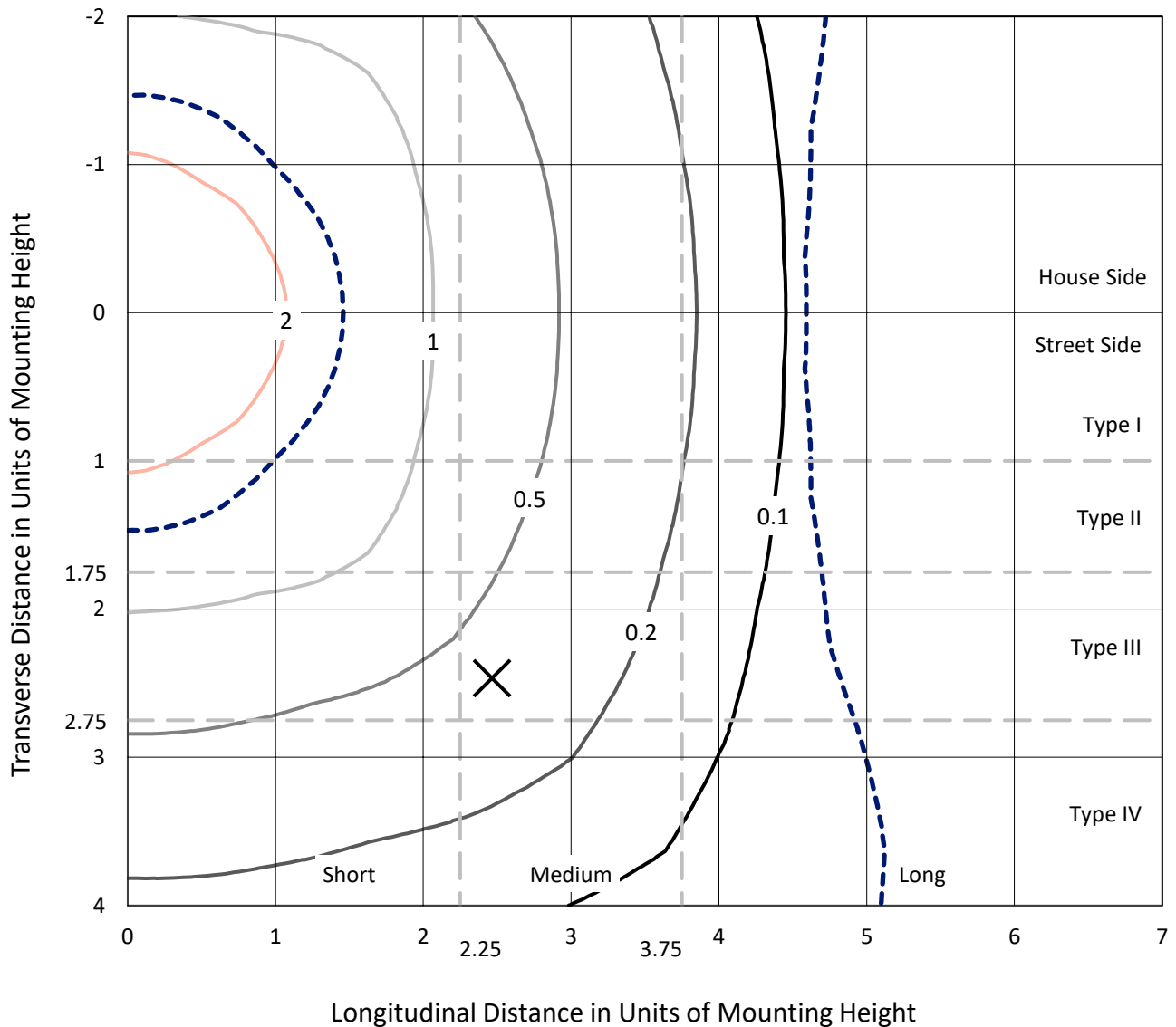
Input Watts (W): 63
Input Voltage (V): NR
Input Current (Ain): NR
Voltage Rise (V): NR
Power Factor: NR
Total Harmonic Distortion (THDi): NR
Frequency (hertz): 60
Stabilization Time: NR
Operation Time: NR
Ambient Temperature (°C): NR
Test Distance: 28.75 FT



REPORT NUMBER: P594262
 CATALOG NUMBER: ISC-PA1D-830-U-5WQ

Iso-Footcandle Lines of Horizontal Illumination

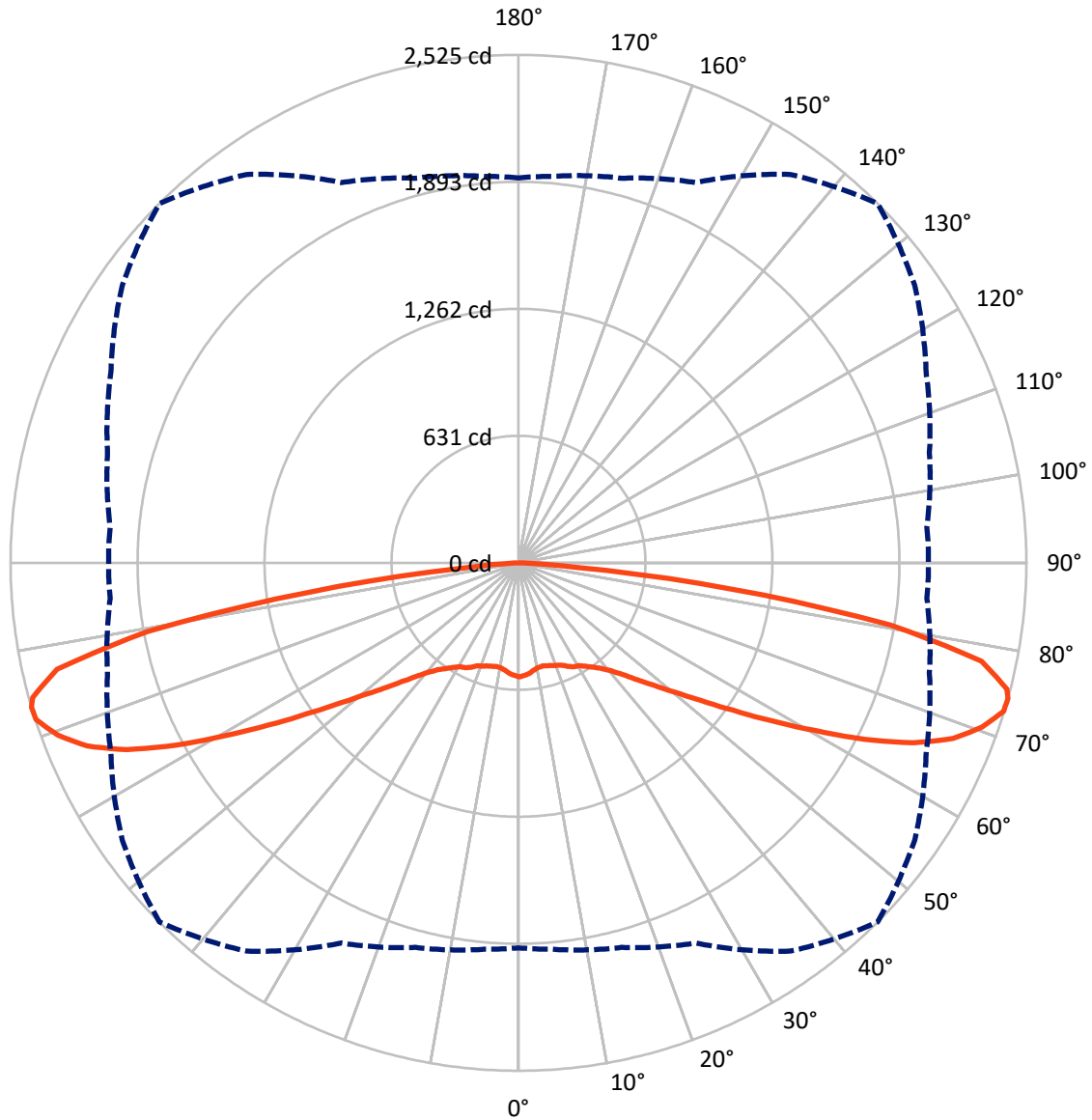
× Max cd
 - - - 1/2 Max cd



Based on 12 foot mounting height. Maximum calculated value = 3.9 fc
 Type V - Medium - N/A

REPORT NUMBER: P594262
CATALOG NUMBER: ISC-PA1D-830-U-5WQ

Luminous Intensity Polar Plot



— Vertical Plane Through 45-Deg Lateral - - - Horizontal Cone Through 74-Deg Vertical

REPORT NUMBER: P594262
 CATALOG NUMBER: ISC-PA1D-830-U-5WQ

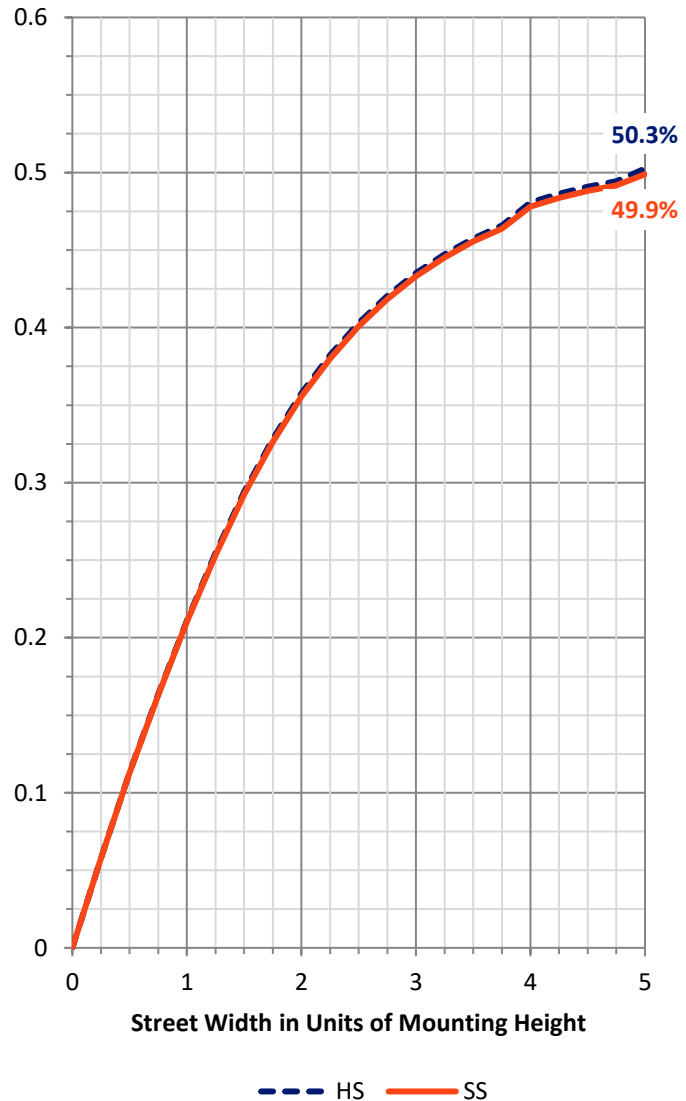
FLUX DISTRIBUTION:

		Downward	Upward	Total
House Side	Lumens	3436.5	0.0	3436.5
	% Fixture	50.0	0.0	50.0
Street Side	Lumens	3436.5	0.0	3436.5
	% Fixture	50.0	0.0	50.0
Total	Lumens	6873.0	0.0	6873.0
	% Fixture	100.0	0.0	100.0

ZONAL LUMENS:

Zone	Lumens	% Fixture
0°-10°	52.0	0.8
10°-20°	152.3	2.2
20°-30°	263.0	3.8
30°-40°	402.8	5.9
40°-50°	655.2	9.5
50°-60°	1136.3	16.5
60°-70°	1881.9	27.4
70°-80°	2036.2	29.6
80°-90°	293.4	4.3
90°-100°	0.0	0.0
100°-110°	0.0	0.0
110°-120°	0.0	0.0
120°-130°	0.0	0.0
130°-140°	0.0	0.0
140°-150°	0.0	0.0
150°-160°	0.0	0.0
160°-170°	0.0	0.0
170°-180°	0.0	0.0
0°-90°	6873.0	100.0
0°-180°	6873.0	100.0

Coefficient of Utilization



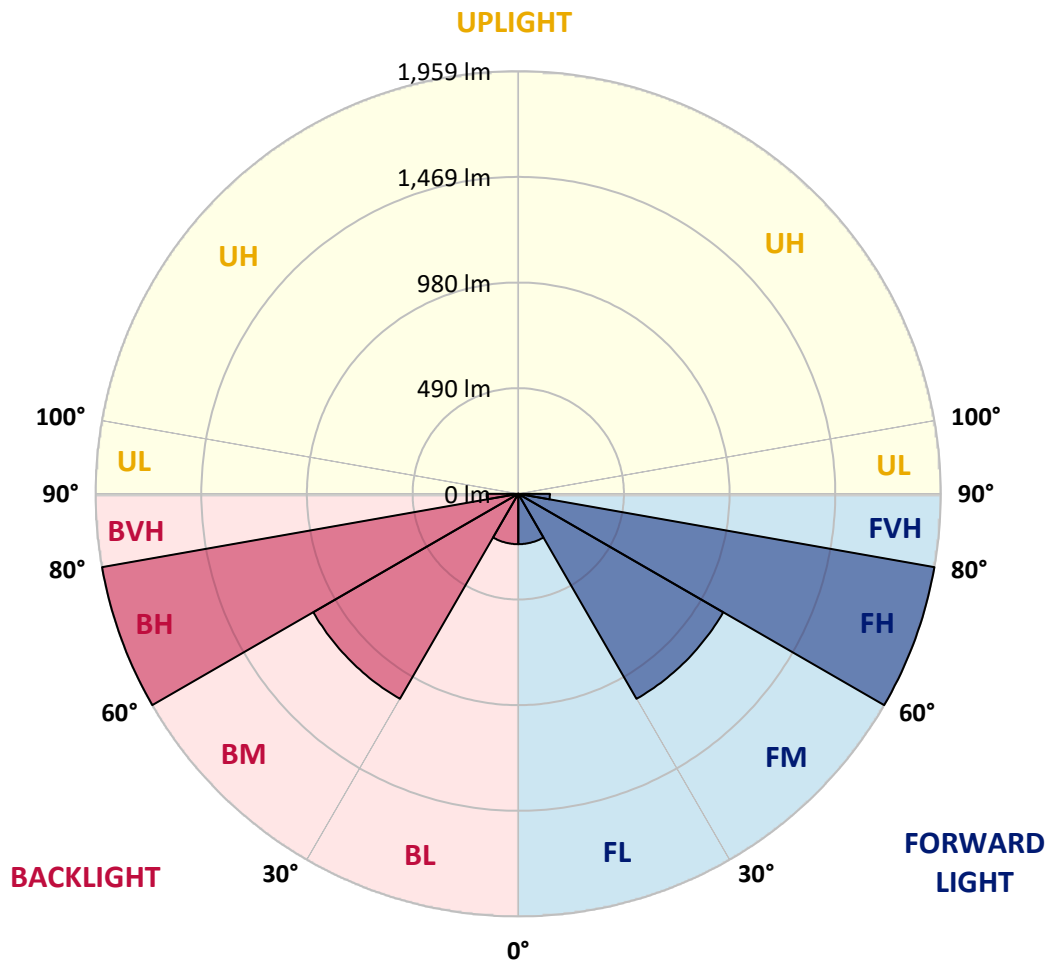
REPORT NUMBER: P594262
 CATALOG NUMBER: ISC-PA1D-830-U-5WQ

LUMINAIRE CLASSIFICATION SYSTEM LUMEN TABLE AND BUG RATING:

Zone	Lumens	% Fixture	Zone Rating/Lumen Limit		
			B	U	G
FL (0°-30°)	233.6	3.4			
FM (30°-60°)	1097.2	16.0			
FH (60°-80°)	1959.0	28.5			G2/5000
FVH (80°-90°)	146.7	2.1			G2/225
BL (0°-30°)	233.6	3.4	B1/500		
BM (30°-60°)	1097.2	16.0	B2/2500		
BH (60°-80°)	1959.0	28.5	B3/2500		G2/5000
BVH (80°-90°)	146.7	2.1			G2/225
UL (90°-100°)	0.0	0.0		U0/0	
UH (100°-180°)	0.0	0.0		U0/0	

BUG Rating: B3-U0-G2

Type V Medium





REPORT NUMBER: P594262
 CATALOG NUMBER: ISC-PA1D-830-U-5WQ

CANDELA DISTRIBUTION (FULL):

	0°	5°	15°	25°	35°	45°	55°	65°	75°	85°	90°
0°	567.0	567.0	567.0	567.0	567.0	567.0	567.0	567.0	567.0	567.0	567.0
2.5°	558.8	560.5	560.5	558.8	560.5	560.5	560.5	562.1	560.5	563.7	562.1
5°	550.7	550.7	552.3	550.7	550.7	552.3	550.7	553.9	552.3	555.6	552.3
7.5°	537.6	537.6	537.6	537.6	539.2	539.2	539.2	542.5	542.5	542.5	540.9
10°	534.3	532.7	532.7	529.4	529.4	529.4	527.8	532.7	534.3	537.6	536.0
12.5°	536.0	536.0	532.7	529.4	527.8	526.2	526.2	531.1	536.0	537.6	537.6
15°	542.5	542.5	537.6	531.1	531.1	531.1	529.4	531.1	539.2	542.5	539.2
17.5°	547.4	545.8	540.9	537.6	537.6	536.0	536.0	536.0	540.9	545.8	545.8
20°	555.6	555.6	549.0	545.8	545.8	544.1	542.5	540.9	545.8	552.3	550.7
22.5°	567.0	563.7	558.8	555.6	553.9	552.3	549.0	550.7	553.9	558.8	558.8
25°	575.2	575.2	570.3	568.6	570.3	570.3	565.4	562.1	563.7	568.6	568.6
27.5°	578.4	578.4	575.2	575.2	581.7	585.0	578.4	571.9	568.6	573.5	571.9
30°	591.5	591.5	588.2	586.6	591.5	593.1	589.9	585.0	583.3	588.2	586.6
32.5°	614.4	612.8	607.9	602.9	604.6	612.8	606.2	604.6	604.6	609.5	611.1
35°	640.5	637.3	632.4	627.5	629.1	637.3	630.7	630.7	632.4	638.9	638.9
37.5°	678.1	674.8	668.3	656.9	655.2	665.0	663.4	665.0	671.6	674.8	678.1
40°	719.0	717.3	709.2	699.4	697.7	704.3	705.9	709.2	715.7	719.0	720.6
42.5°	777.8	774.5	761.4	751.6	750.0	758.2	761.4	764.7	772.9	776.2	779.4
45°	849.7	848.0	833.3	821.9	817.0	828.4	828.4	831.7	839.9	846.4	846.4
47.5°	928.1	926.5	915.0	902.0	903.6	911.8	910.1	911.8	918.3	924.8	929.7
50°	1016.4	1011.5	998.4	995.1	1003.3	1011.5	1004.9	1003.3	1013.1	1016.4	1014.7
52.5°	1112.8	1107.9	1101.3	1101.3	1120.9	1135.6	1130.7	1116.0	1116.0	1114.4	1112.8
55°	1227.1	1223.9	1222.2	1230.4	1263.1	1292.5	1274.5	1246.7	1235.3	1228.8	1232.0
57.5°	1346.4	1338.3	1353.0	1370.9	1436.3	1478.8	1451.0	1398.7	1382.4	1369.3	1362.8
60°	1467.3	1464.1	1485.3	1527.8	1620.9	1692.8	1655.2	1568.6	1539.2	1509.8	1509.8
62.5°	1585.0	1581.7	1612.8	1678.1	1825.2	1931.4	1862.8	1753.3	1696.1	1652.0	1645.4
65°	1727.1	1722.2	1756.6	1826.8	2022.9	2156.9	2070.3	1926.5	1857.9	1797.4	1789.2
67.5°	1843.2	1843.2	1888.9	1975.5	2189.6	2330.1	2222.2	2098.1	2018.0	1955.9	1949.4
70°	1954.3	1964.1	1998.4	2083.4	2317.0	2444.5	2346.4	2235.3	2163.4	2101.3	2094.8
72.5°	2001.7	2014.7	2049.0	2132.4	2372.6	2521.3	2406.9	2279.4	2202.6	2140.5	2132.4
74°	1913.4	1928.1	1978.8	2085.0	2356.2	2524.5	2403.6	2235.3	2114.4	2037.6	2037.6
75°	1813.7	1833.4	1893.8	2008.2	2321.9	2506.6	2369.3	2165.1	1996.8	1906.9	1911.8
77.5°	1398.7	1441.2	1506.6	1686.3	2083.4	2353.0	2106.2	1736.9	1467.3	1333.3	1330.1
80°	398.7	457.5	606.2	1006.5	1583.4	1874.2	1547.4	1027.8	725.5	552.3	531.1
82.5°	96.4	112.7	155.2	284.3	676.5	1058.8	766.3	336.6	202.6	132.4	106.2
85°	40.9	44.1	70.3	98.0	186.3	281.0	178.1	114.4	83.3	37.6	35.9
87.5°	14.7	16.3	26.1	26.1	39.2	22.9	40.9	27.8	29.4	9.8	9.8
90°	0.0	0.0	0.0	0.0	0.0	0.0	0.0	0.0	0.0	0.0	0.0

(END OF REPORT)